



Van der Graaf
Power Transmission Equipment



TM400-60

Drummotor

Product information

www.vandergraafpte.nl

Selection table TM400-60

TYPE	Power (kW)	Beltspeed at 50 Hz (m/s) Beltpull (N)										Min. L (mm) Design B		Full load curr. at 400 V/50 Hz (A)	Weight L=650 (kg)		
		4,20 4975															
230	22,00	4,20 4975												700 (TB 750)	750 (TB 800)	39	283
230 Z		3,60 5805															
230 ZV		3,00 6965	2,60 8040	2,20 9500													
225 Z	18,50	4,20 4180											700 (TB 750)	750 (TB 800)	32,5	283	
225 Z		3,60 4880	3,00 5885														
225 ZV		2,60 6760	2,20 7985														
220	15,00	4,60 3100	3,40 4190	3,00 4750	2,60 5480							650 (TB 700)	700 (TB 750)	26	273		
220 ZV		2,20 6475	1,80 7915	1,60 8905	1,30 10960												
415	11,00	4,10 2550	3,70 2825	2,70 3870	2,40 4355	2,10 4975						650	700	21	273		
415 Z		1,80 5805															
415 ZV		1,50 6965	1,30 8040	1,10 9500													
410	7,50	4,10 1740	3,70 1925	2,70 2640	2,30 3100	2,10 3395	1,70 4190	1,50 4750	1,30 5480			600	650	14,5	258		
410 ZV		1,10 6475	0,90 7915	0,80 8905	0,65 10960												
475	5,50	3,70 1410	2,70 1935	2,50 2090	2,30 2270	2,10 2485	1,70 3075	1,50 3485	1,30 4020	1,00 5225		600	650	12,0	253		
475 Z		0,90 5805															
475 ZV		0,80 6530	0,65 8040														
455	4,00	3,70 1025	2,70 1405	2,50 1520	2,30 1650	2,10 1805	1,70 2235	1,50 2535	1,30 2925	1,00 3800		600	600	9,5	248		
455 Z		0,90 4220	0,80 4750	0,65 5845													
655	4,00	1,50 2535										600	650	9,2	253		
655 ZV		0,60 6335	0,50 7600	0,45 8445													
416 Z	3,00	1,70 1675	1,50 1900	1,10 2590	0,85 3355	0,65 4385						600	650	7,0	248		
416 Z		0,60 4750	0,50 5700														
416 ZV		0,45 6335															

Available standard facewidth's: 600 - 650 - 700 - 750 - 800 - 850 - 900 - 950 - 1000 - 1050 - 1100 - 1150 mm.






The total weight of a drummotor grows approx. 14 kg per 100 mm.

When an electro-mechanical brake is fitted, the minimum facewidth is increased by 150 mm.

When a backstop is fitted in a 2-pole drum motor, the minimum facewidth is increased by 50 mm.

Available torque Nm: $(\text{Beltpull } N \times \text{Drum diameter } m) / 2$

Options

	Specification	Standard	Optional
 CONSTRUCTION	Shafts and bolts	Mild steel	Stainless steel
	Endflanges	Cast iron	Stainless steel
	Shell	Mild steel	Stainless steel
	Junctionbox	Cast iron	Stainless steel
	Cable		Shielded or non-shielded
	Sealing mild steel	RB	HD, MFS
	Sealing stainless steel		RB, HD, MFS
 SHELL	Crowned	•	
	Cylindrical		•
	Lagging, cold vulcanised		•
	Lagging, hot vulcanised		•
	Lagging, FDA approved		•
	Fitted with grooves, patterns		•
 ELECTRO MOTOR	Three-phase asynchronous	•	
	Power supply (P < 3 kW)	230/400 V - 50 Hz	Other voltages and frequencies on request
	Power supply (P ≥ 3 kW)	400/690 V - 50 Hz	Other voltages and frequencies on request
	Twin drive (double power)		•
	Insulation class	F	H
	Thermal protection		Bi-metal or thermistor
Run by frequency inverter	•		
 OTHER OPTIONS	Food grade oil		•
	Backstop, mechanical		•
	Brake, electro mechanical		•
	Other facewidth's		•
	Different shaft designs		•
	Encoder or sensorbearing in drum motor		•
	Sensorbearing in tail drum		•
 CERTIFICATES	CE	•	
	UL		•
	CSA		•
	ATEX zone 22, dust		•

Our drummotors, an overview

Drummotor type	Drum diameter (mm)	Shaft diameter (mm)	Power (kW)	Speed (m/s)	Beltpull (N)
TM80B20	80	20	0,07 - 0,12	0,11 - 1,15	598
TM100B25	100	25	0,08 - 0,37	0,007 - 3,60	1300
TM113B25	113	25	0,12 - 0,55	0,008 - 4,40	1150
TM127_25	127	25	0,25 - 1,10	0,016 - 2,60	4100
TM138_25	138	25	0,25 - 1,10	0,017 - 2,80	3800
TM160_25	160	25	0,25 - 0,75	0,31 - 3,30	1135
TM160_30	160	30	0,25 - 2,20	0,11 - 4,00	3000
TM215_30	215	30	0,25 - 2,20	0,27 - 5,30	1900
TM215_40	215	40	0,75 - 5,5	0,17 - 4,70	5115
TM215B50	215	50	1,5 - 7,0	0,18 - 0,62	11500
TM273_40	273	40	0,75 - 5,50	0,21 - 5,00	4355
TM315_40	315	40	0,75 - 5,50	0,40 - 5,20	4020
TM315_50	315	50	2,2 - 11,0	0,34 - 4,40	7125
TM315B60	315	60	3,0 - 11,0	0,22 - 1,40	12790
TM400_50	400	50	2,2 - 11,0	0,40 - 4,80	5700
TM400_60	400	60	3,0 - 22,0	0,45 - 4,20	10960
TM500_60	500	60	3,0 - 22,0	0,55 - 4,40	8905
TM500A75	500	75	15,0 - 30,0	1,00 - 3,20	14250
TM500A100	500	100	15,0 - 30,0	0,55 - 1,25	25300
TM620A75	620	75	15,0 - 30,0	1,25 - 3,90	11400
TM630A100	630	100	37,0 - 55,0	1,60 - 4,00	21970
TM800A100	800	100	37,0 - 55,0	2,00 - 5,10	17575
TM800A130	800	130	55,0 - 132,0	2,00 - 4,50	35625

Contact us

Van der Graaf B.V.
De Weijert 14
8325 EM Vollenhove
The Netherlands
Tel.: 0031 527 241 441
sales@vandergraafpte.nl

Representatives

Check our website for your regional representative
www.vandergraafpte.nl